





UPS CampusShip: View/Print Label

- 1. Ensure there are no other shipping or tracking labels attached to your package.** Select the Print button on the print dialogue box that appears. Note: If your browser does not support this function, select Print from the File menu to print the label.
- 2. Fold the printed label at the solid line below.** Place the label in a UPS Shipping Pouch. If you do not have a pouch, affix the folded label using clear plastic shipping tape over the entire label.
- 3. Collection and Drop-off:**
Daily Collection customers: Have your shipment(s) ready for the driver as usual.
To Schedule a Collection or to find a UPS location, select Schedule a Collection or Find Locations from the side navigation on the Shipping tab.

UPS Access Point™
THE POSTALSTORE
38-42 ORCHARD ROAD IND EST
STRABANE BT82 9FR

FOLD HERE

<p>THANOS 01418461159 UNINTEED LIMITED RWB FULFILMENT CENTRE STRABANE BT829EA NORTHERN IRELAND</p> <p>SHIP TO: AMAZON FULFILMENT CENTRE 0000000000 AMAZON FULFILMENT CENTRE HAJ1 LOWER SAXONY ZUR ALTEN MOLKEREI 1 38350 HELMSTEDT GERMANY</p>	<p>12 KG</p> <p>SHP#: 3WV7 544B VGL SHP WT: 34.5 KG SHP DWT: 34.5 KG DATE: 28 SEP 2022</p>	<p>3 OF 3</p>
	<p>DEU 381 6-00</p> 	
<p>UPS STANDARD</p> <p>TRACKING #: 1Z 3WV 754 68 0130 1618</p>		
<p>BILLING: P/P DESC: cosmetics</p>	<p>EDI</p>	
<p>Reference # 1: FBA15G9H9785</p>	<p>CS 23.6.00. WNTNV50 40.0A.09/2022*</p>	